



## Counterbalance 2500 (AGV)



**Flexible transport, maneuverable power**  
Our counterbalance AGVs move your materials and transform your business.

## Vehicle Features


- Small footprint for greater maneuverability
- Flexible service to racking, conveyors, stands, etc.
- Capable of block stacking various load types
- Navigates tight spaces
- Interfaces with racks, conveyors, AS/RS, and other plant equipment
- Compatible with various fork attachments, such as double forks

Ideal for handling pallets, racks, and rolls, our counterbalance automatic guided vehicles (AGVs) excel in floor-to-floor transfers. However, they are not limited to floor operations and can interface with plant equipment, like racks, conveyors, and AS/RS. Our counterbalance vehicles also provide excellent versatility. The lift mast, mounted at the very end of the vehicle, keeps the AGV clear of loads and minimizes vehicle width. This allows the AGV to handle multiple load types without complications.



## Vehicle Features






### Fork Tilt

- Hydraulic
- +4/-1 degrees
- Trailer Loading
- Pushback Racking

### Multi Fork

- Four Fixed Forks
- Single Double-2 Forks become 4
- Double Load Stacking



### Vehicle Features

- Small footprint for greater maneuverability
- Flexible to service racking, conveyors, stands, block stacking, etc.



### Hydraulic Lift

- Single or Multistage
- Slack Chain Protection
- Auto Height Calibration
- Multiple Attachments

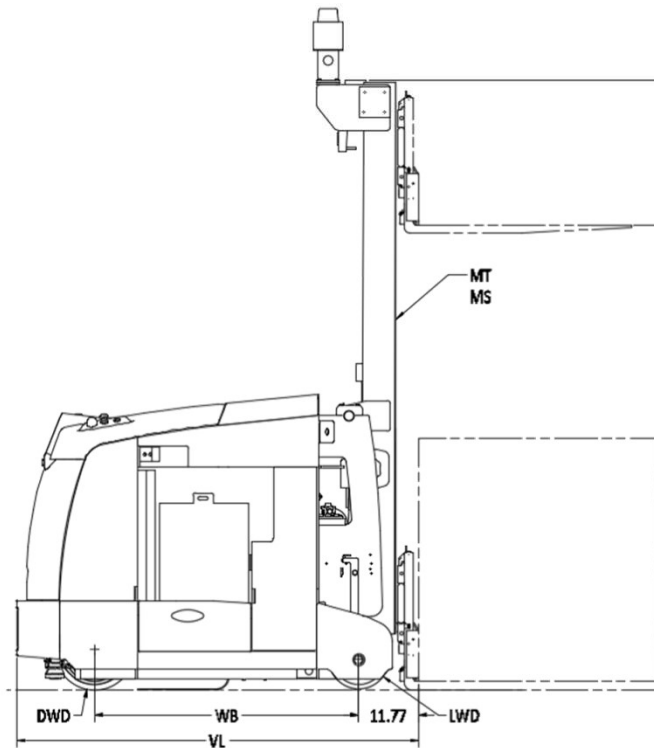
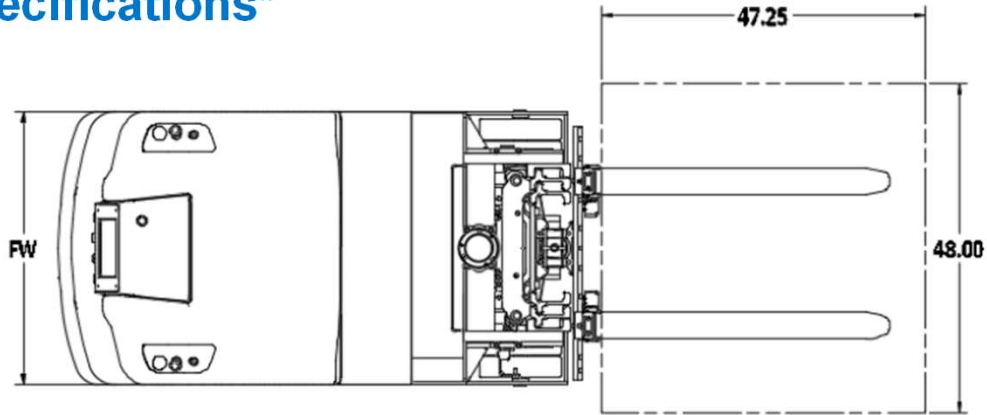
### Side Shift

- Hydraulic
- +/-8-inch Shift
- Auto calibration
- Trailer Loading





## Vehicle Specifications\*



<b>Drive</b>	Electric	<b>Brakes</b>	Electromechanical	<b>Lift Capacity</b>	2500 Kg
<b>Power Operating</b>	48VDC	<b>Lift Power</b>	Hydraulic		<i>5,500 lbs. Max.***</i>
<b>Power</b>	Battery			<b>Travel</b>	Bi-Directional
<b>Type</b>	Lithium Ion or Sealed Lead-Acid	<b>Elevated Height</b>	<i>up to 6 m / 236"</i>	<b>Travel Speed</b>	1.6 mps <i>315 FPM**</i>
<b>Steering</b>	Steer / Drive	<b>Lift Speed</b>	4"/ Sec.	<b>Drive Wheel - 2500L</b>	35 cm <i>13.5" Dia</i>
<b>Controls</b>		<b>Weight</b>			2500 41 cm <i>16" Dia</i>
<b>Automatic:</b>	Laser Guided	▪ <b>W/Battery</b>	8328 lbs	<b>Two Rear Wheels:</b>	
<b>Manual:</b>	Pendant Controller	▪ <b>W/O Battery</b>	5828 lbs		30cm <i>11.8" Diameter</i> x 10cm <i>4"</i>
<b>Safety Features (Standard)</b> Flashing Lights, Emergency Stop Buttons, Obstacle Sensing Bumpers, Horn					

\* Specifications subject to change    \*\* Variable speeds available    \*\*\* Load Size and Lift Height Dependent