



## Counterbalance 1500 (AGV)



**Rugged performance, improved efficiency**  
Our AGV simplify your operations while increasing your productivity.

## Vehicle Features


- Small footprint for greater maneuverability
- Flexible service to racking, conveyors, stands, etc.
- Capable of block stacking various load types
- Navigates tight spaces
- Interfaces with racks, conveyors, AS/RS, and other plant equipment
- Compatible with various fork attachments, such as double forks

Ideal for handling pallets, racks, and rolls, our counterbalance automatic guided vehicles (AGVs) excel in floor-to-floor transfers. However, they are not limited to floor operations and can interface with plant equipment, like racks, conveyors, and AS/RS. Our counterbalance vehicles also provide excellent versatility. The lift mast, mounted at the very end of the vehicle, keeps the AGV clear of loads and minimizes vehicle width. This allows the AGV to handle multiple load types without complications.



## Vehicle Features






### Fork Tilt

- Hydraulic
- +4/-1 degrees
- Trailer Loading
- Pushback Racking

### Multi Fork

- Four Fixed Forks
- Single Double-2 Forks become 4
- Double Load Stacking



### Vehicle Features

- Small footprint for greater maneuverability
- Flexible to service racking, conveyors, stands, block stacking, etc.



### Hydraulic Lift

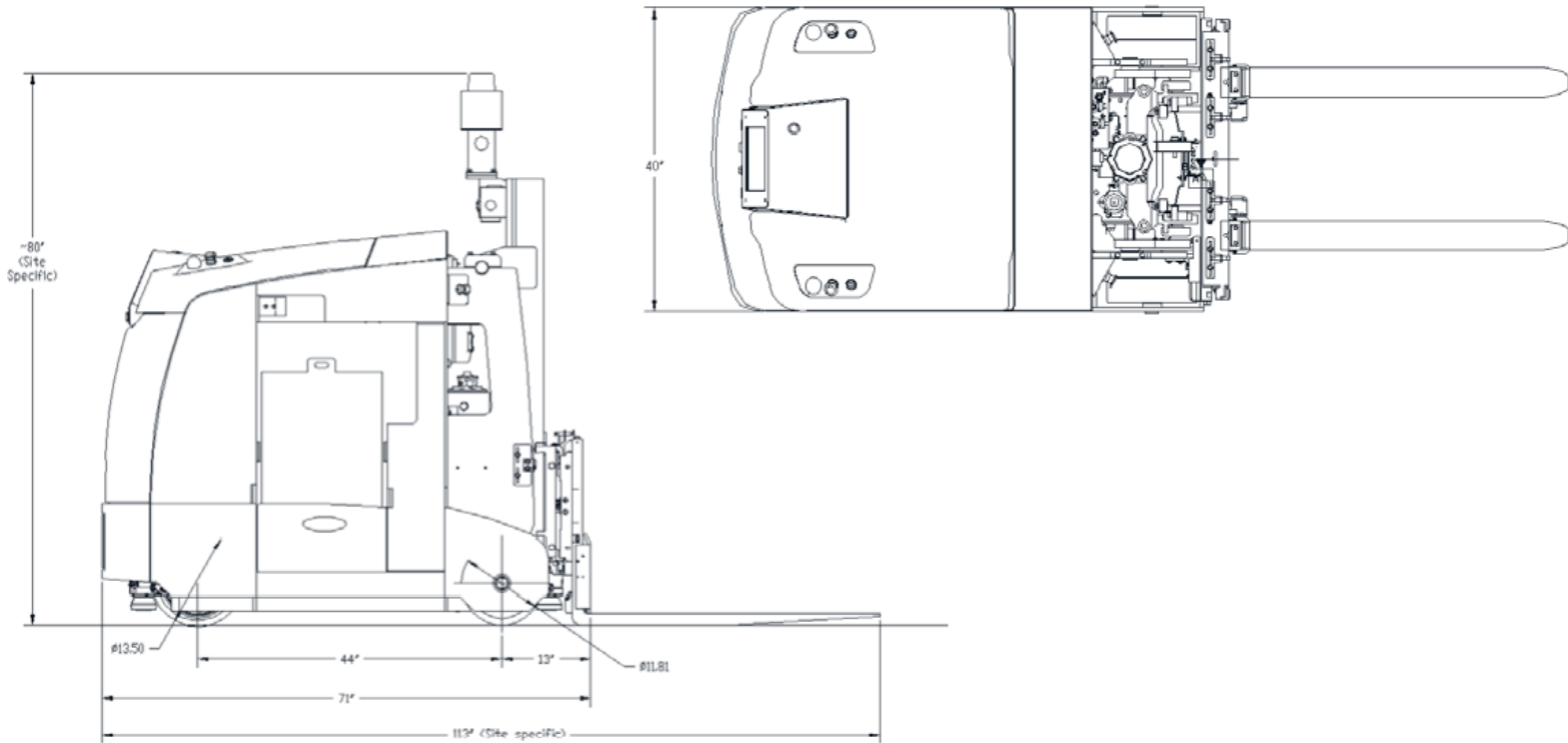
- Single or Multistage
- Slack Chain Protection
- Auto Height Calibration
- Multiple Attachments

### Side Shift

- Hydraulic
- +/- 203mm Shift
- Auto calibration
- Trailer Loading



## Vehicle Technical Specifications



### TECHNICAL SPECIFICATIONS

|                        |   |
|------------------------|---|
| <b>DRIVE</b>           | Electric Drive  |
| <b>OPERATING POWER</b> | 48VDC, Battery-powered  |
| <b>BRAKES</b>          | Electromechanical   |
| <b>LIFT POWER</b>      | Hydraulic   |
| <b>BATTERY TYPE</b>    | Sealed Lead-Acid, Lilon   |
| <b>TRAVEL</b>          | Bi-directional; 1.8m/s  |
| <b>CONTROL</b>         | Laser-guidance/natural (automatic); pendant controller (manual) |
| <b>LIFT CAPACITY</b>   | 1500kg  |
| <b>ELEVATED HEIGHT</b> | up to 6 m   |
| <b>DRIVE WHEEL</b>     | 35cm ; 30cm Diameter x 10cm                                     |

**SAFETY FEATURES (STANDARD)** Flashing Lights, Emergency Stop Buttons, Obstacle Sensing Bumpers, Horn